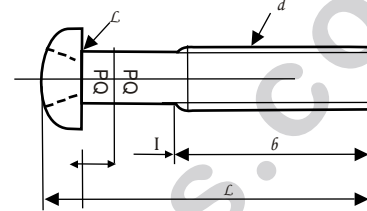
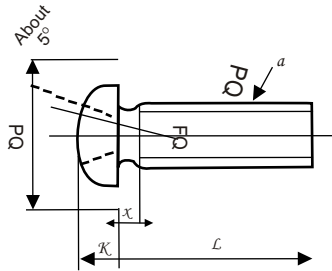
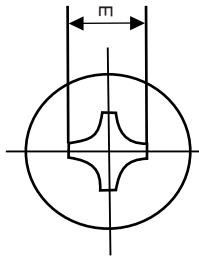
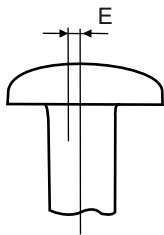



Appendix Attached Table 1. Shap and Dimensions of Pan Head Screws



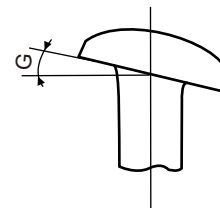
Eccentricity of Cross Recess



Eccentricity of Head



Inclination of Bearing Surface



Unit : mm

Other standards are available at vaishnavfasteners.com

Nominal designation of screw thread (d)	Pitch P	Number of cross recess	d		k		r1	m	m	q (10)		r	d _a	E (11)	F (11)	G
			Basic Size	Permissi bledeviati	Basic Size	Permissi bledeviatio	About	About	Reference	Max.	Min.	About	Max.	Min.	Max.	Max.
M 2	0.4	1	3.5	0 -0.4	1.3	±0.1	4.5	0.6	2.2	1.01	0.60	0.1	2.6	0.15	0.1	2.0
(M 2.2)	0.45		4		1.5		5	2.3	2.4	1.21	0.80	0.1	2.8	0.2	0.15	
(M 2.3)	0.4		4		1.5		5	2.4	2.4	1.21	0.80	0.1	2.9	0.2	0.15	
M 2.5	0.45		4.5		1.7		6	2.5	2.6	1.42	1.00	0.1	3.1	0.2	0.15	
(M 2.6)	0.45		4.5		1.7		6	2.6	2.6	1.42	1.00	0.1	3.2	0.2	0.15	
M 3	0.5	2	5.5	0 -0.5	2	±0.15	7	1.0	3.6	1.43	0.86	0.1	3.6	0.25	0.2	
(M 3.5)	0.6		6		2.3		8	1.1	3.9	1.73	1.15	0.1	4.1	0.25	0.2	
M 4	0.7		7		2.6		9	1.3	4.2	2.03	1.45	0.2	4.7	0.3	0.2	
(M 4.5)	0.75		8		2.9		11	1.5	4.6	2.43	1.84	0.2	5.2	0.35	0.25	
M 5	0.8		9		3.3		12	1.6	4.9	2.73	2.14	0.2	5.7	0.35	0.25	
M 6	1	3	10.5	0 -0.7	3.9	±0.2	14	1.9	6.3	2.86	2.26	0.25	6.8	0.4	0.3	
M 8	1.25		14	0 -0.8	5.2		18	2.6	7.8	4.36	3.73	0.4	9.2	0.5	0.4	