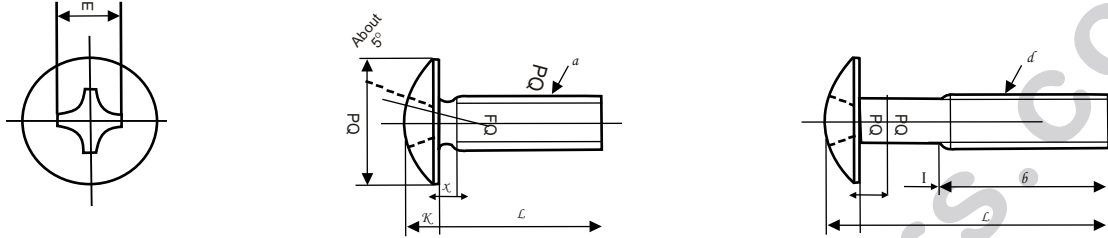
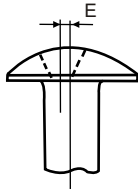



### Appendix Attached Table 1. Shap and Dimensions of Truss Head Screws



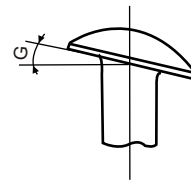
Eccentricity of Cross Recess



Eccentricity of Head



Inclination of Bearing Surface



Unit : mm

Other standards are available at [vaishnavfasteners.com](http://vaishnavfasteners.com)

Nominal designation of screw thread (d)	Pitch	Number of	d		k		r1	m	q (10)		r	d <sub>a</sub>	E (11)	F (11)	G
			Basic Size	Permissi bledeviati	Basic Size	Permissi bledeviatio	About	Reference	Max.	Min.	About	Max.	Min.	Max.	Max.
M 2	0.4	1	4.5	0 -0.4	1.2	±0.1	3	2.2	1.01	0.65	0.1	2.6	0.15	0.1	2 <sub>o</sub>
(M 2.2)	0.45		5		1.3		3.2	2.3	1.11	0.75	0.1	2.8	0.2	0.15	
(M 2.3)	0.4		5.2		1.4		3.4	2.4	1.21	0.85	0.1	2.9	0.2	0.15	
M 2.5	0.45		5.7		1.5		3.7	2.5	1.32	0.95	0.1	3.1	0.2	0.15	
(M 2.6)	0.45		5.9		1.6		3.9	2.6	1.42	1.05	0.1	3.2	0.2	0.15	
M 3	0.5	2	6.9	0 -0.5	1.9	±0.15	4.6	2.9	1.72	1.34	0.1	3.6	0.25	0.2	
(M 3.5)	0.6		8.1		2.2		5.4	4.0	1.83	1.30	0.1	4.1	0.25	0.2	
M 4	0.7		9.4		2.5		6.1	4.3	2.13	1.60	0.2	4.7	0.3	0.2	
(M 4.5)	0.75		10.6		2.8		6.9	4.7	2.53	1.99	0.2	5.2	0.35	0.25	
M 5	0.8		11.8		3.1		7.7	5.0	2.83	2.29	0.2	5.7	0.35	0.25	
M 6	1	3	14	0 -0.7	3.7	±0.2	9.1	6.3	2.86	2.31	0.25	6.8	0.4	0.3	
M 8	1.25		17.8	0 -0.8	4.8		11.7	7.8	4.36	3.78	0.4	9.2	0.5	0.4	