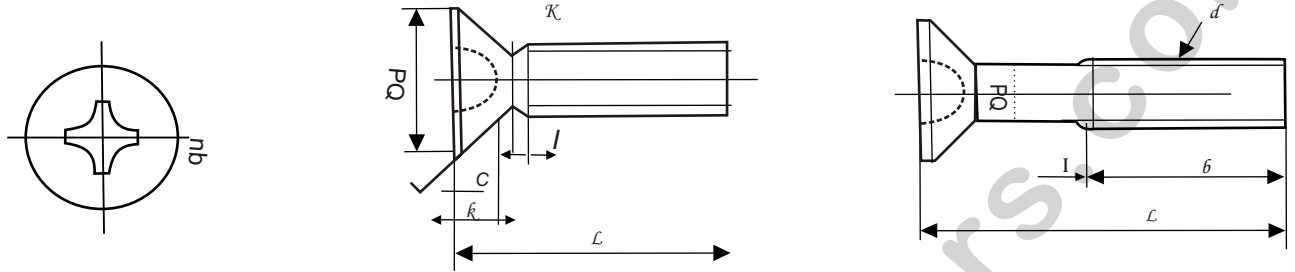
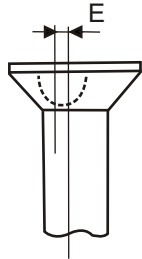


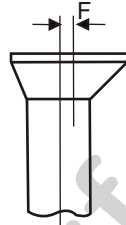
Appendix Attached Table 1. Shap and Dimensions of Countersunk Head Screws



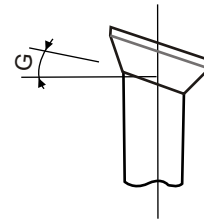
Eccentricity of Cross Recess



Eccentricity of Head



Inclination of Bearing Surface



Other standards are available at vaishnavfasteners.com

Nominal designation of screw thread (d)	Pitch P	Number of cross recess	d		k(12)		c	m	q(10)		r	E(11)	F(11)	G
			Basic Size	Permissi bledeviati	Basic Size	Permissi bledeviatio	About	Referenc	Max.	Min.	About	Max.	Max.	Max.
M 2	0.4	1	4	0 -0.4	1.2	0 -0.2	0.2	2.2	1.01	0.65	0.2	0.15	0.1	2 ₀
(M 2.2)	0.45		4.4		1.3		0.2	2.4	1.21	0.85	0.22	0.2	0.15	
(M 2.3)	0.4		4.6		1.35		0.2	2.4	1.21	0.85	0.23	0.2	0.15	
M 2.5	0.45		5		1.45		0.2	2.6	1.42	1.05	0.25	0.2	0.15	
(M 2.6)	0.45		5.2		1.5		0.2	2.6	1.42	1.05	0.26	0.2	0.15	
M 3	0.5	2	6	0 -0.5	1.75	0 -0.3	0.25	3.6	1.43	0.91	0.3	0.25	0.2	
(M 3.5)	0.6		7		2		0.3	4.1	1.93	1.40	0.35	0.25	0.2	
M 4	0.7		8		2.3		0.3	4.5	2.33	1.79	0.4	0.3	0.2	
(M 4.5)	0.75		9		2.55		0.3	4.9	2.73	2.19	0.45	0.35	0.25	
M 5	0.8		10		2.8		0.3	5.1	2.93	2.38	0.5	0.35	0.25	
M 6	1	3	12	0 -0.7	3.4	0 -0.4	0.4	6.7	2.86	2.70	0.6	0.4	0.3	
M 8	1.25		16		4.4		0.4	8.4	4.96	4.36	0.8	0.5	0.4	